

FINISH SCHEDULE													
NO.	ROOM NAME	FLOOR SUB/FIN	BASE SUB/FIN	N. WALL SUB/FIN	E. WALL SUB/FIN	S. WALL SUB/FIN	W. WALL SUB/FIN	CEILING SUB/FIN	HGT.	SPECIAL CONDITIONS			
										FLOOR	WALL	CLG.	MISC.
100	CHLORINE ROOM	EXC/NON CNC/HAR	EXC/P-1 BLK/P-1	CPB/P-1 BLK/P-1	EXC/P-1 BLK/P-1	EXC/P-1 BLK/P-1	EXC/P-1	EXC/P-1	-	1			
101	CHLORINE FEED ROOM	EXC/NON CNC/HAR	EXC/P-1 BLK/P-1	EXC/P-1 BLK/P-1	EXC/P-1 BLK/P-1	EXC/P-1 BLK/P-1	EXC/P-1	EXC/P-1	-				
102	ROOM	EXC/NON CNC/HAR	EXC/P-1 BLK/P-1	EXC/P-1 BLK/P-1	EXC/P-1 BLK/P-1	EXC/P-1 BLK/P-1	EXC/P-1	EXC/P-1	-				

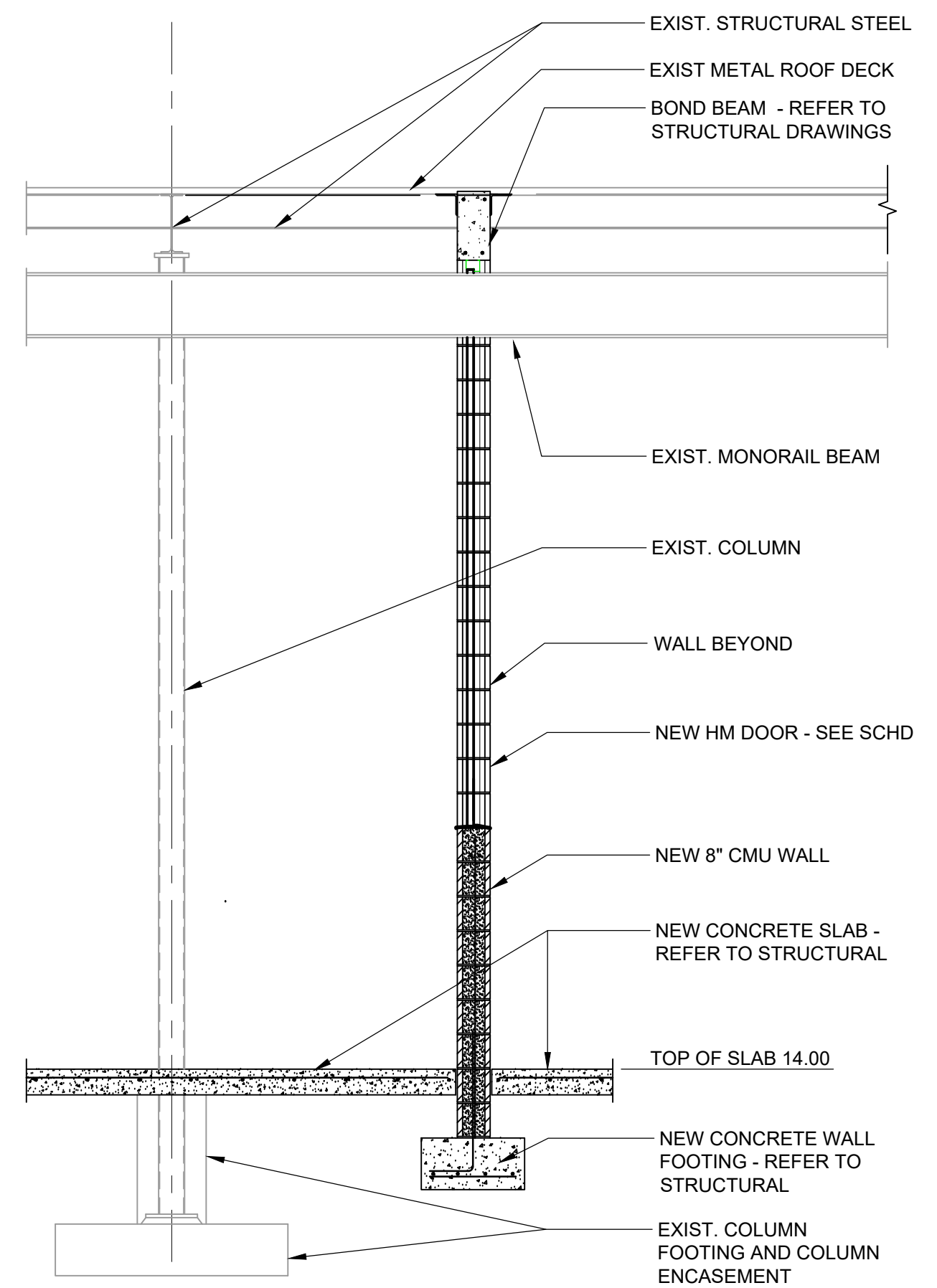
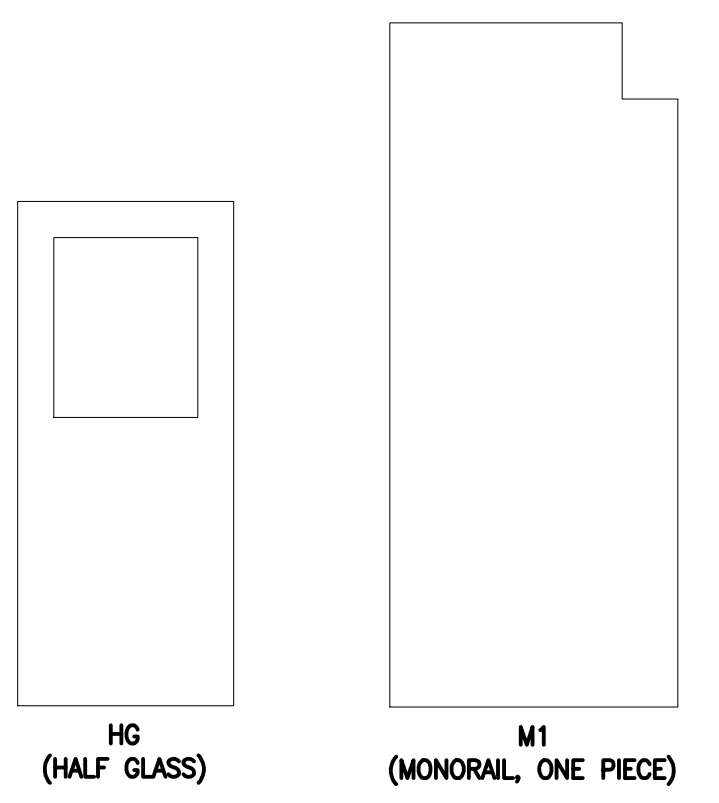
LEGEND
 BLK - CONCRETE BLOCK
 CNC - CONCRETE
 CPB - CEMENT PLASTER OVER BLOCK
 EXC - EXISTING CONSTRUCTION
 HAR - HARDENER
 NON - NONE
 P-1 - EPOXY PAINT, SEMI-GLOSS

SPECIAL CONDITIONS
 1. INFILL FOR EXISTING DOOR OPNGS

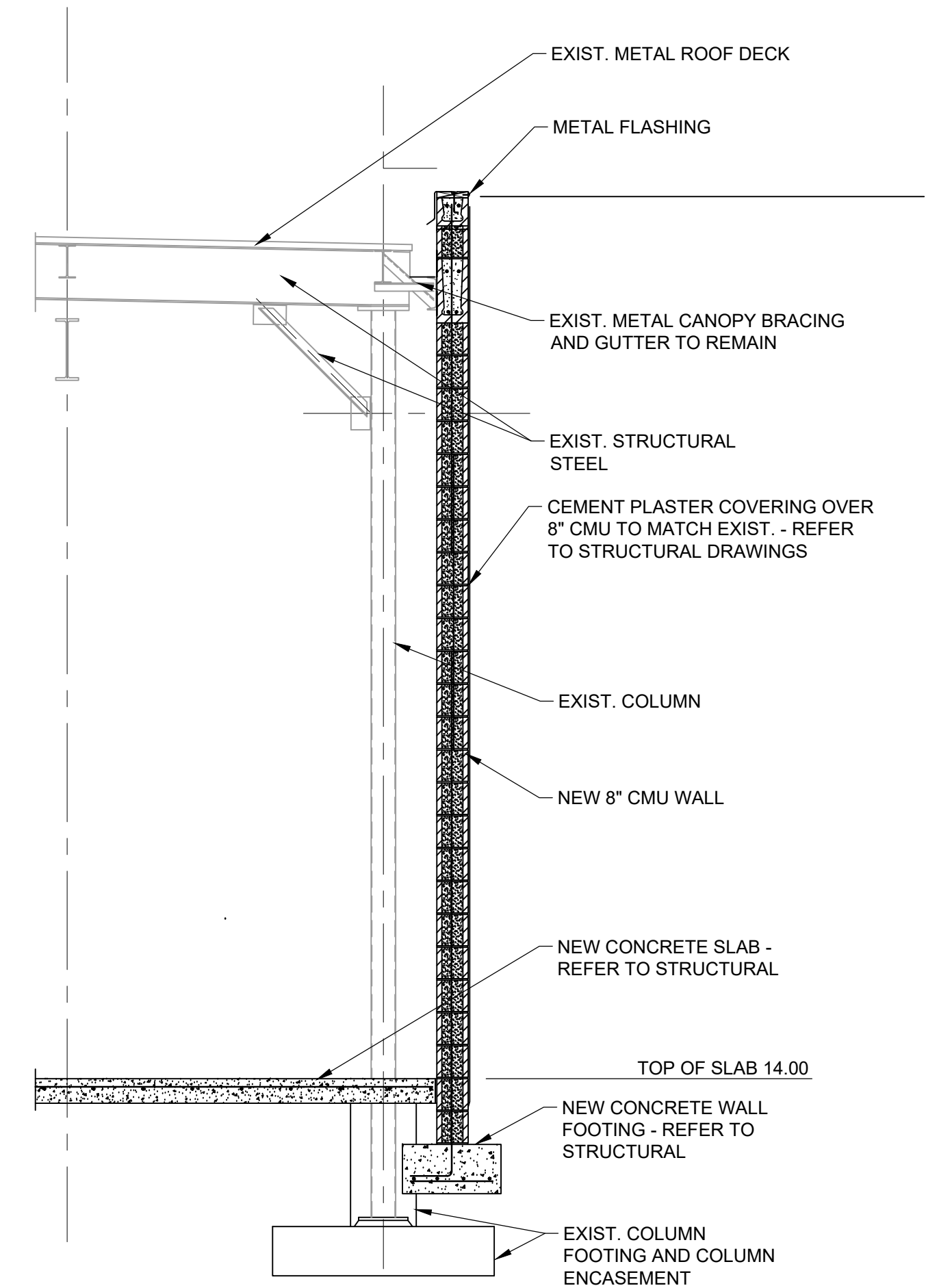
DOOR AND FRAME SCHEDULE																		
MARK	LOCATION	STRUCTURAL			DOOR				FRAME				HAR DWA RE SET NO.	REMARKS				
		ROOM NAME OR NUMBER	OPEN'G SIZE (FT & IN)	IN	SIZE (FT. & /OR INCHES)	GLASS (IN)	SIZE (INCHES)	SIZE (INCHES)	SIZE (INCHES)									
SEE PLANS	KEY	FROM	W	H	MATERIAL	TYPE	QUANTITY	W	H	T	NOMINAL SIZE	TYPE	MATERIAL	TYPE	W	D	U.L LABEL	
100	EXT	100	8-0	11-0	HM	M1	2	3-10	10-8	1.75	-	SAF	HM	1	2	5.75	-	4.2
101	EXT	100	8-0	11-0	HM	M1	2	3-10	10-8	1.75	-	SAF	HM	1	2	5.75	-	4.2
102	EXT	100	3-4	6-10	FRP	HG	1	3-0	6-8	1.75	30x24	SAF	FRP	1	2	5.75	-	3.1
103	EXT	100	3-4	6-10	FRP	HG	1	3-0	6-8	1.75	30x24	SAF	FRP	1	2	5.75	-	3.1
104	EXT	101	3-4	6-10	FRP	HG	1	3-0	6-8	1.75	30x24	SAF	FRP	1	2	5.75	-	3.1

LEGEND
 EXT - EXTERIOR
 HM - HOLLOW METAL
 SAF - SAFETY

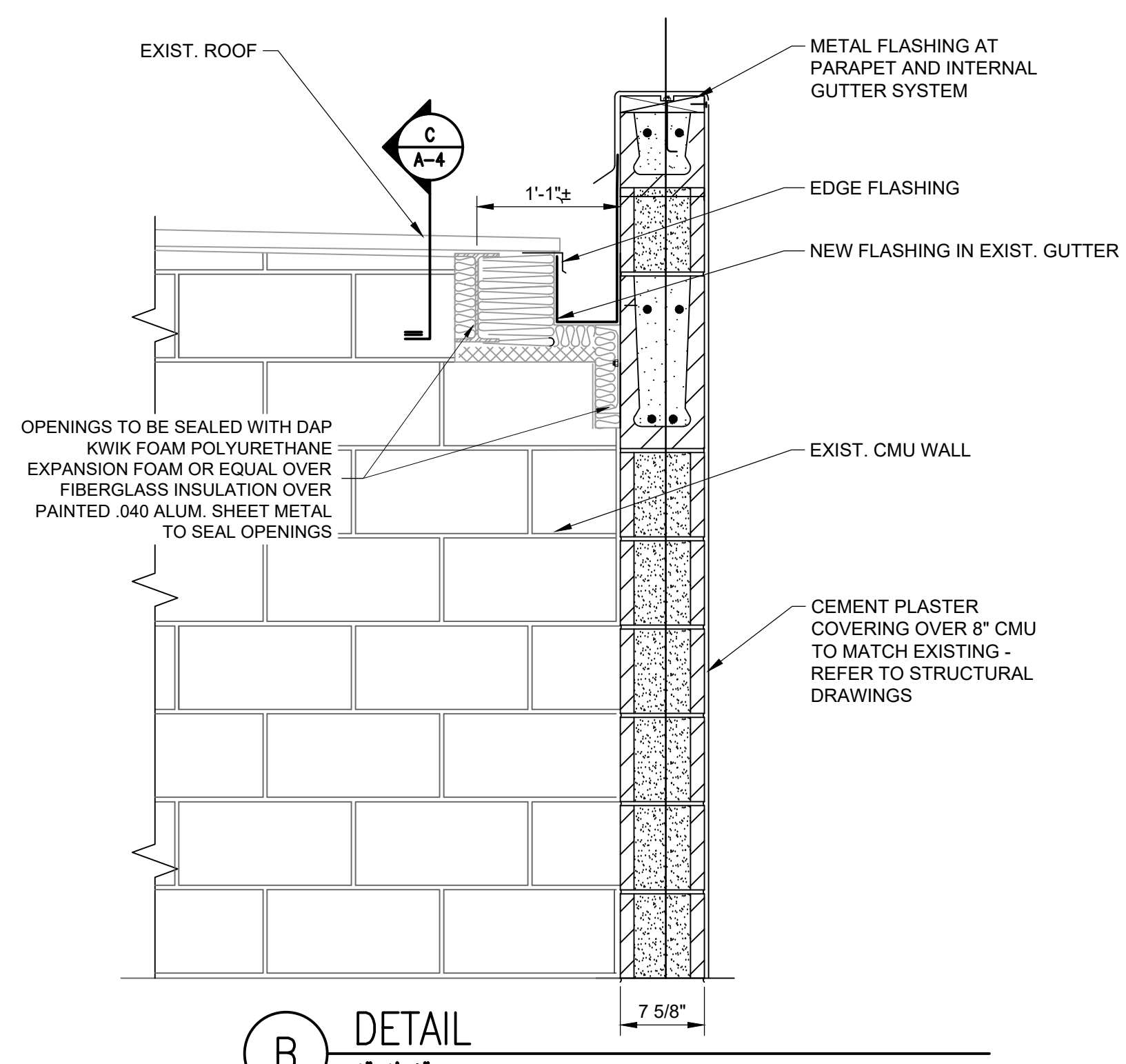
DOOR TYPES
 SCALE: 3/8"=1'-0"
 REF.:



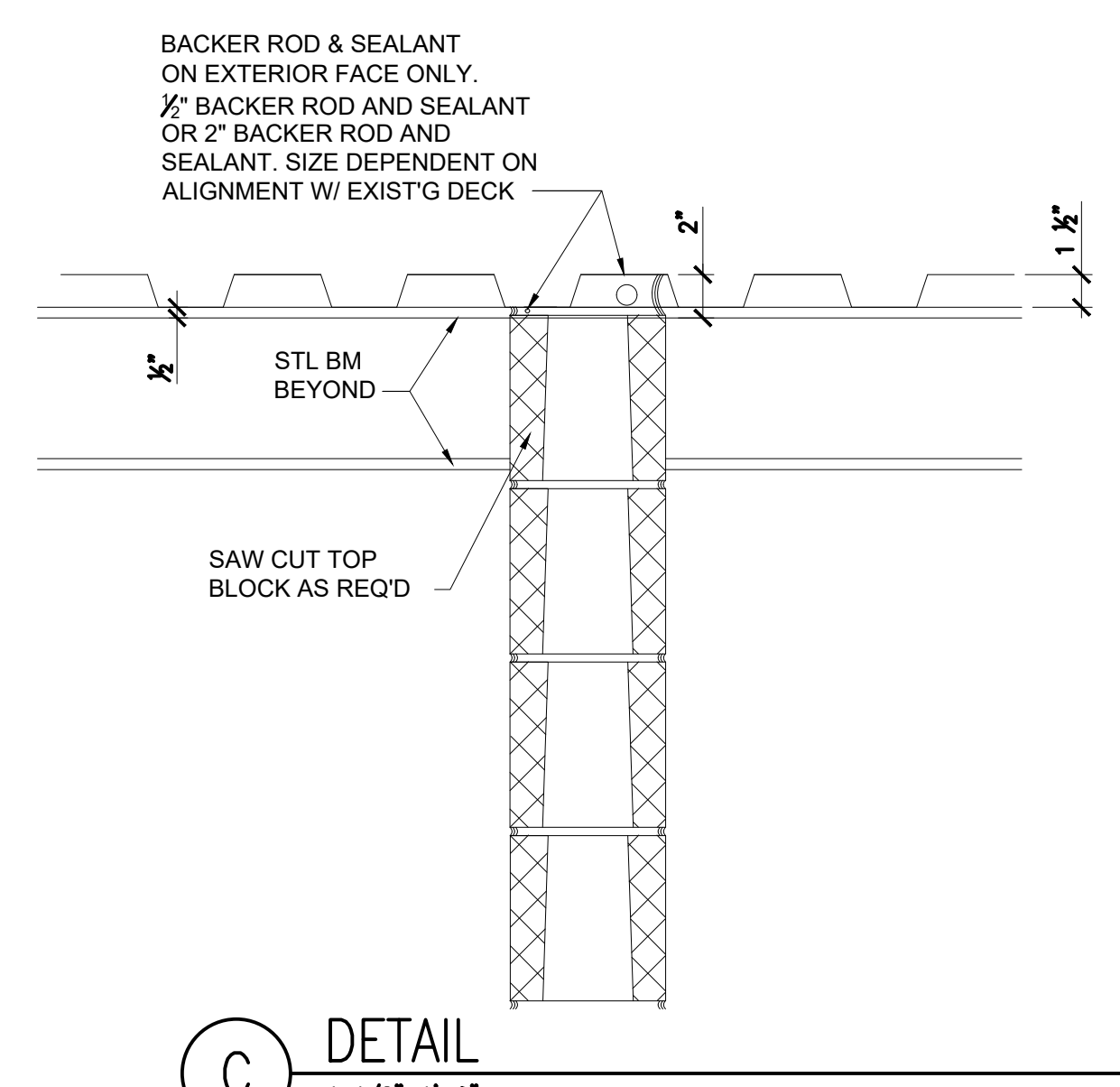
3 WALL SECTION
 SCALE: 3/8"=1'-0"



2 TYPICAL WALL SECTION
 SCALE: 3/8"=1'-0"



B DETAIL
 1"=1'-0"
 REF.:



C DETAIL
 1 1/2"=1'-0"
 REF.:

MARK	DATE	DESCRIPTION
1	11/02/20	REVISED PER ADDENDUM 2

SOUTH COUNTY REGIONAL WATER TREATMENT PLANT
 CHLORINE STORAGE BUILDING IMPROVEMENTS

**WALL SECTIONS
 DETAILS AND
 SCHEDULES**

Project No.: 200-08486-20012
 Designed By: TSN
 Drawn By: JC
 Checked By: QB

9/16/2020 5:07:57 PM - \\TTS181FS2\PROJECTS\IER08486\200-08486-20012\CAD\SHSHEETFILES\A-4.DWG - NEWMAN, TOM

Copyright: Tetra Tech